

# New AXXS Device Install

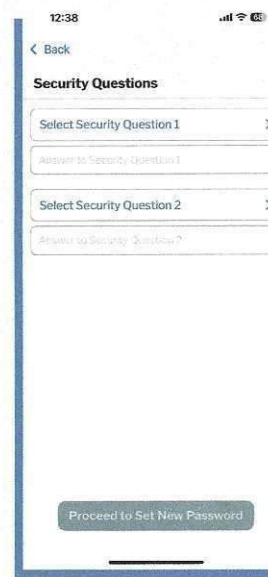
## A Quick User Guide



### First Time Login

#### Username and Password

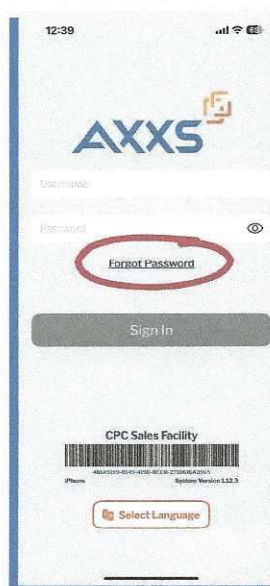
- 1 Log in with your inmate PIN or ID # as the username and birthdate (MMDDYYYY) as your password. Example: 01011990 for Jan 1, 1990.
- 2 Complete two security questions.
- 3 Setup a new password. It can be anything you choose.
- 4 You will be prompted to login again with your new password.



### Forgot Password

Use these steps if you do not remember your password.

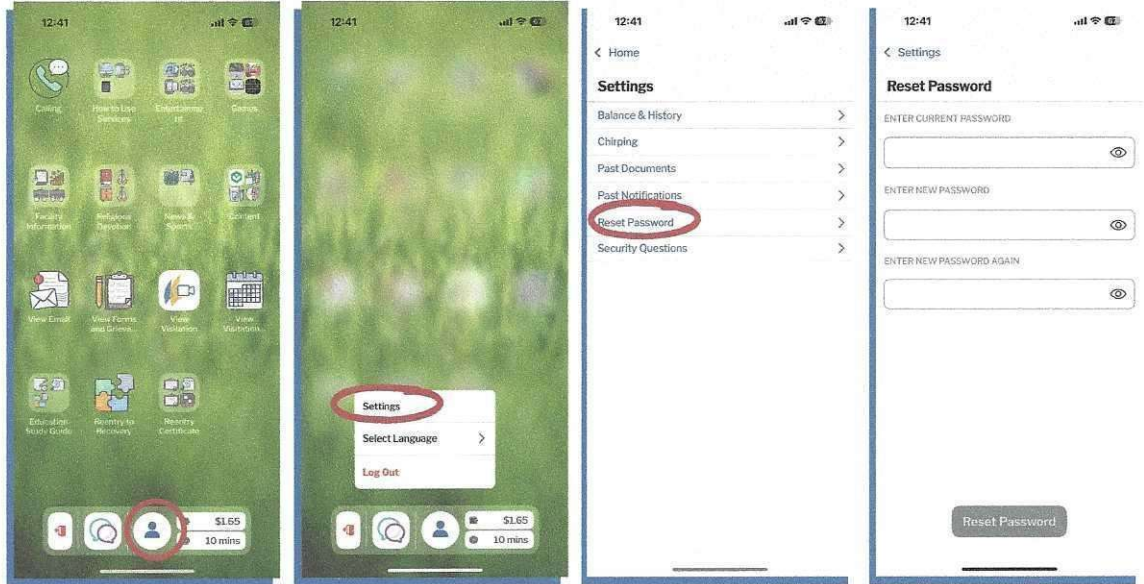
- 1 Click the Forgot Password link on the login page.
- 2 Enter your Inmate PIN or ID # as the username.
- 3 Answer your two security questions. \*
- 4 Once both security questions are answered correctly, create a new password.



\*If you cannot answer your security questions, dial 511 from an inmate phone to contact inmate support.

## Use these steps if you know your password and want to change it.

- 1 Click the 'My Account' icon at bottom of the device.
- 2 Click 'Settings.'
- 3 Click 'Reset Password.'
- 4 Enter your current password and then your new password twice.



## Reminders

- Balance, time inside a service, and current charges are easily viewable on the home page.
- After 4 minutes of inactivity, the device returns to the login screen, except for movies, music, or books.
- Earbuds will be available through commissary for purchase (if applicable to your facility).

## 4 Easy Ways for Friends & Family to Fund Your Accounts

1. InmateSales App 
2. [www.inmatesales.com](http://www.inmatesales.com) 
3. CPC Deposit Kiosk 
4. Call 702-829-3001 

## Services

All free or paid services require facility approval. Services are listed below but not limited to:

### FREE

- Legal Information
- Online Books\*
- Online Education\*
- Onsite Video Visitation
- Recovery
- Reentry to Recovery Certificate
- Religious Devotion

\*300 free minutes available per day for Online Books and/or Online Education.

### PAID\*\* PER MINUTE

- Audio Books
- Calling
- Entertainment
- Games
- News

You need money in your AXXS Balance to use your 5 free daily minutes on any Paid Per Minute service.

### PAID\*\* PER USE

- Calling
- Chirp Texting
- Email
- Remote Video Visitation

Communication requires additional payment.

**\*\* A monthly access fee may apply to use paid services.**